
How to Fix: Missing Toolbar and “Not Positioned on Existing Record”

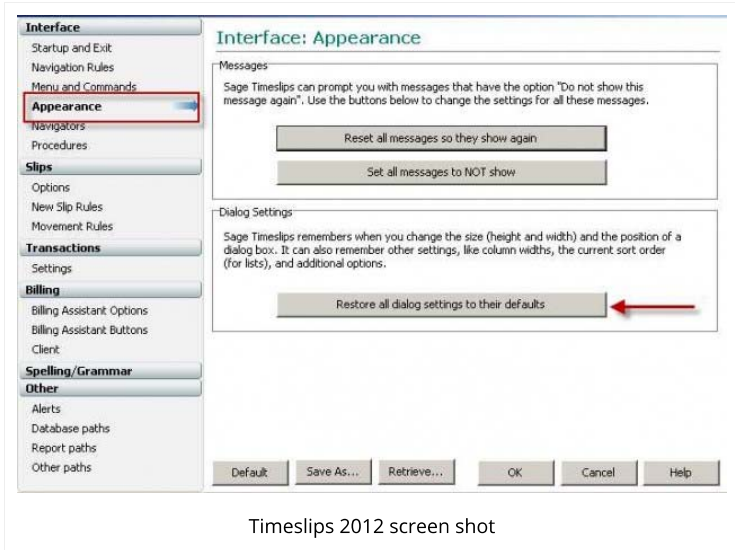
Timeslips displays various error messages which can be difficult to identify. Restoring all windows to default size and position often clears these problem. Error messages such as these can be easily fixed with this utility:

- “Not positioned on an existing record ...”
- Report hangs when printing
- Windows column sizes are not correct
- Missing toolbars

Procedure:

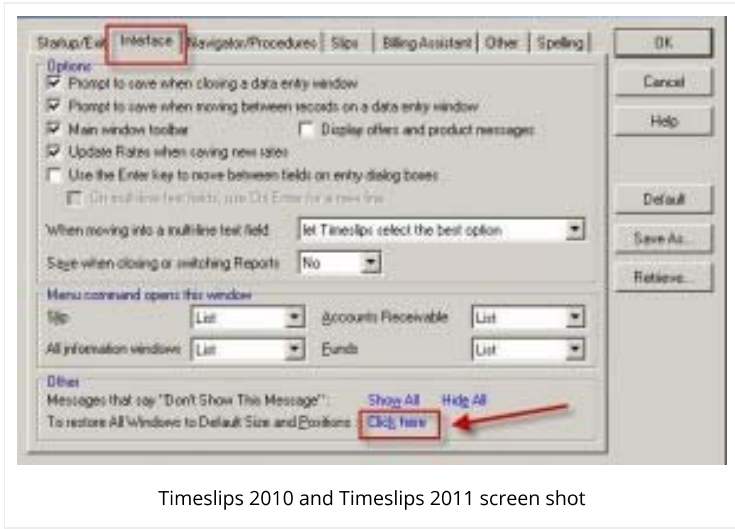
1. From the top menu bar click WINDOW ... CLOSE ALL
2. From the top menu bar click SETUP ... PREFERENCES
3. Click the INTERFACE tab and then click “APPEARANCE”
4. Click the option to restore all dialog settings to their defaults
5. Click YES and then OK again to close the window
6. From the top menu bar click SPECIAL ... NAVIGATOR to restore the navigator

Timeslips 2012-Timeslips 2016 screen shot:



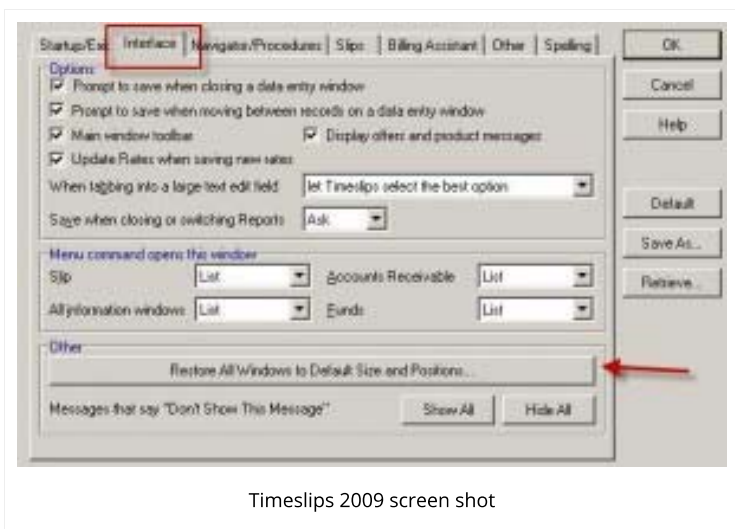
Timeslips 2012 screen shot

Timeslips 2010-2011 screen shot:



Timeslips 2010 and Timeslips 2011 screen shot

Timeslips 2009 screen shot:



Timeslips 2009 screen shot